

reveal™

ADVATx®

Before and After
#RevealYourLook

Hyperpigmentation

3 Tx 589 – 16J

Before



After



Photo Credit: Hazel The Beauty RN

reveal™

New York
ADVATx®

Hyperpigmentation & Pore reduction

1Tx 589 – 16J



Photo Credit: Hazel The Beauty RN

reveal™

New York
ADVATx®

Acne Scars, Hyperpigmentation & Texture

4 Tx 589 – 16J

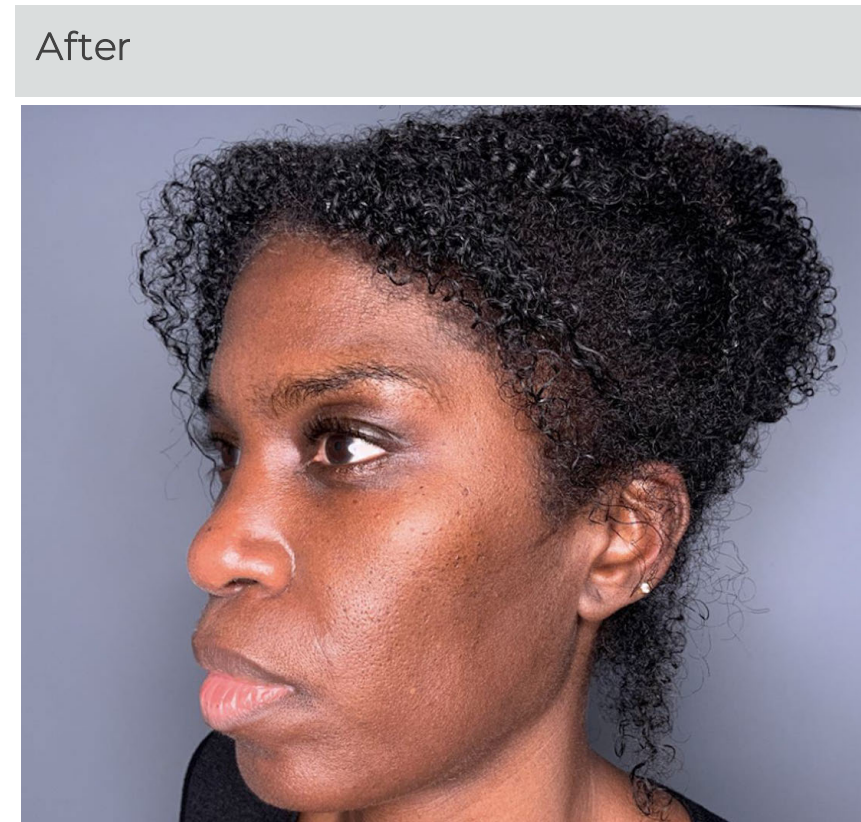



Photo Credit: Hazel The Beauty RN

reveal™

New York
ADVATx®

Tone, Texture & Hyperpigmentation

1Tx 589 – 16J

Before



After



Photo Credit: Hazel The Beauty RN

reveal™

New York
ADVATx®

Tone, Texture & Hyperpigmentation

2 Tx 589 – 16J




Photo Credit: Hazel The Beauty RN

reveal™

New York
ADVATx®

Tone, Texture & Hyperpigmentation

4 Tx 589 – 16J



Photo Credit: Hazel The Beauty RN

reveal™

New York
ADVATx®

Melasma

1 Tx 589 followed by 1319nm – 1 week post



Photo Credit: Advalight

Melasma

3Tx 589nm followed by 1319nm combined with cryotherapy – 2 weeks apart



Photo Credit: Ageless Forever Institute, Dr. Daniel Campos

Under eye circles reduction

1Tx 589nm followed by 1319nm

Before



After



Photo Credit: Setiba Medical Spa

Westlake Village, CA

reveal™

ADVATx®

Acne

3 Tx 589 – 16J

Before



After



Photo Credit: Hazel The Beauty RN

Acne Scars & Skin Resurfacing

1Tx 589 – 16J




Photo Credit: Hazel The Beauty RN

reveal™

New York
ADVATx®

Acne

1 TX 589 followed by 1319nm



Photo Credit: All About Beauty

Acne

1 Tx 589 followed by 1319nm



Photo Credit: Dr. Travis Love

Mount Pleasant, SC

ADVATx®

reveal™

Acne

1 Tx 589 followed by 1319nm



Photo Credit: Dr. Travis Love

Mount Pleasant, SC

ADVATx®

reveal™

Acne

1 Tx 589 followed by 1319nm



Photo Credit: Dr. Travis Love

Mount Pleasant, SC

ADVATx®

reveal™

Acne

2Tx 589 followed by 1319nm

Before



After



Photo Credit: SKN

Acne

3Tx 589 followed by 1319nm

Before



After



Photo Credit: Swapnil Shah

ACNE

Acne 1 Tx - 589 nm followed by 1319 nm



PRE



POST 1WEEK

Photo Credit: MedAesthetics 360

Boulder, CO

reveal™

ADVATx®

ACNE

589 nm followed by 1319nm



BEFORE



AFTER

Photo Credit: All About Beauty

Tampa, FL

reveal™

ADVATx®

ACNE

Acne 1 Tx - 589 nm followed by 1319 nm



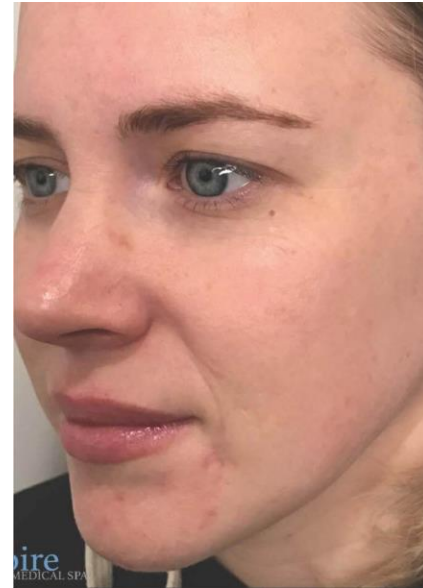
PRE



2-DAY POST



PRE



2-DAY POST

Photo Credit: Aspire Medical Spa

Denver, CO

reveal™

ADVATx®

ACNE

589 nm followed by 1319nm



PRE



2-DAY POST

Photo Credit: Patricia Stewart, MSN, ACNP-BC, FNP-BC

Advanced Aesthetics, Centennial, CO

reveal™

ADVATx®

ACNE

589 nm followed by 1319nm



BEFORE



AFTER

Photo Credit: Gérard Toubel, MD

Rennes, France

reveal™

ADVA Tx®

ACNE

Acne 3 Tx - 589 nm followed by 1319 nm



PRE



POST 30 DAYS

Photo Credit: Ron Moy, MD

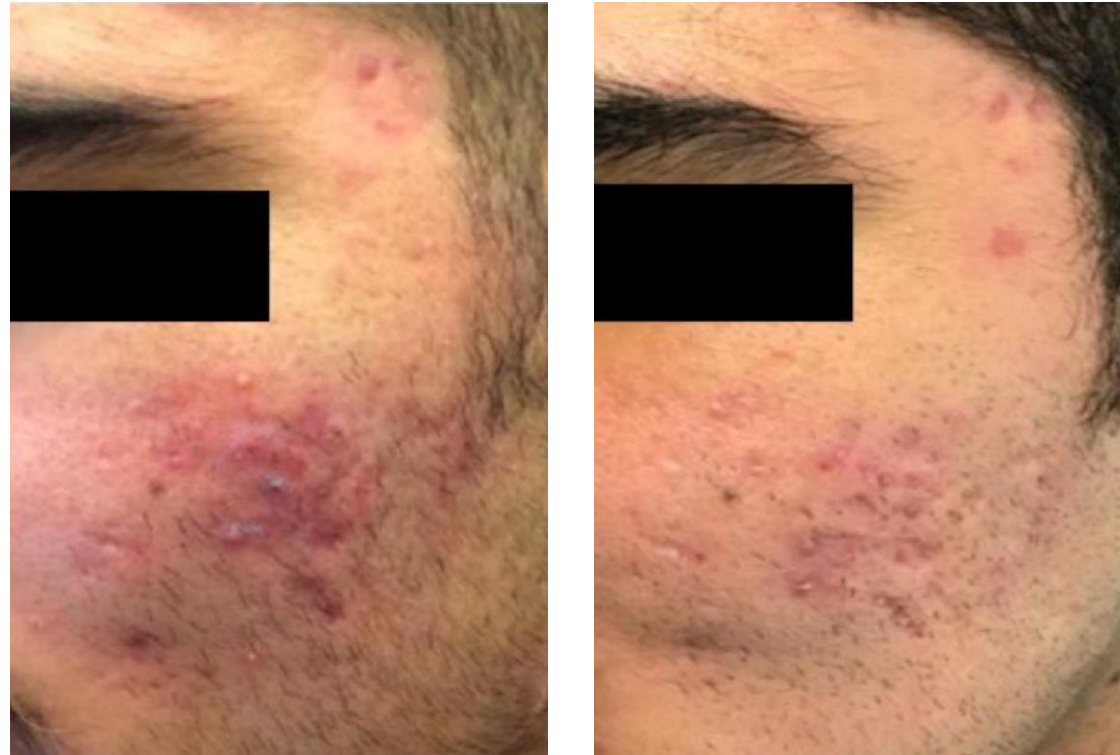
Beverly Hills, CA

reveal™

ADVATx®

ACNE

Acne 3 Tx - 589 nm followed by 1319 nm



BEFORE

AFTER 3 TREATMENTS

Photo Credit: Ron Moy, MD

Beverly Hills, CA

reveal™

ADVATx®

ACNE

Acne 1 Tx - 589 nm followed by 1319 nm



BEFORE

AFTER

Photo Credit: Allurant Medical

San Diego, CA

reveal™

ADVATx®

ACNE

589 nm followed by 1319nm



BEFORE



AFTER

Photo Credit: SKN

Houston, TX

reveal™

ADVATx®

ACNE

Acne 1 Tx – 589 nm followed by 1319 nm



BEFORE

AFTER

Photo Credit: Allurant Medical

San Diego, CA

reveal™


ADVATx®

ACNE

Acne 1 Tx - 589 nm followed by 1319 nm




BEFORE



AFTER



BEFORE



AFTER

Photo Credit: MedAesthetics 360

Boulder, CO

reveal™

ADVATx®

ACNE

Acne 2 Tx - 589 nm followed by 1319 nm



BEFORE



AFTER

Photo Credit: Aspire Medical Spa

Denver, CO

reveal™

ADVATx®

ACNE

Acne 3 Tx - 589 nm followed by 1319 nm



BEFORE

AFTER

Photo Credit: Swapnil Shah, MD

ACNE

Acne 1 Tx - 589 nm followed by 1319 nm



BEFORE



AFTER



BEFORE



AFTER

Photo Credit: New Beautiful You MedSpa

Springfield, MO

reveal™

ADVATx®

tone & texture

2 Tx - 589 nm followed by 1319 nm



PRE



2 DAYS POST



PRE



2 DAYS POST

Photo Credit: Patricia Stewart, MSN, ACNP-BC, FNP-BC

Advanced Aesthetics, Centennial, CO

reveal™

ADVATx®

tone & texture

589 nm followed by 1319 nm - ADVATx with Plasma Fibroplast Slinkier tightening of upper lids



BEFORE



AFTER



BEFORE



AFTER

Photo Credit: Patricia Stewart, MSN, ACNP-BC, FNP-BC

Advanced Aesthetics, Centennial, CO

reveal™

ADVATx®

TONE & TEXTURE

589 nm followed by 1319 nm - Treatment #2 with Platelet Rich Fibrin Cannula Injections



8/3/19
PRE #1 TREATMENT



8/6/19
POST #1 TREATMENT

Photo Credit: Patricia Stewart, MSN, ACNP-BC, FNP-BC

Advanced Aesthetics, Centennial, CO

reveal™

ADVATx®

tone & texture

2 Tx - 589 nm followed by 1319 nm



8/22/19



11/21/19



8/22/19



11/21/19

Photo Credit: Patricia Stewart, MSN, ACNP-BC, FNP-BC

Advanced Aesthetics, Centennial, CO

reveal™

ADVATx®

TONE & TEXTURE

589 nm followed by 1319 nm



BEFORE



AFTER

Photo Credit: Patty Stewart, MD

Centennial, CO

reveal™

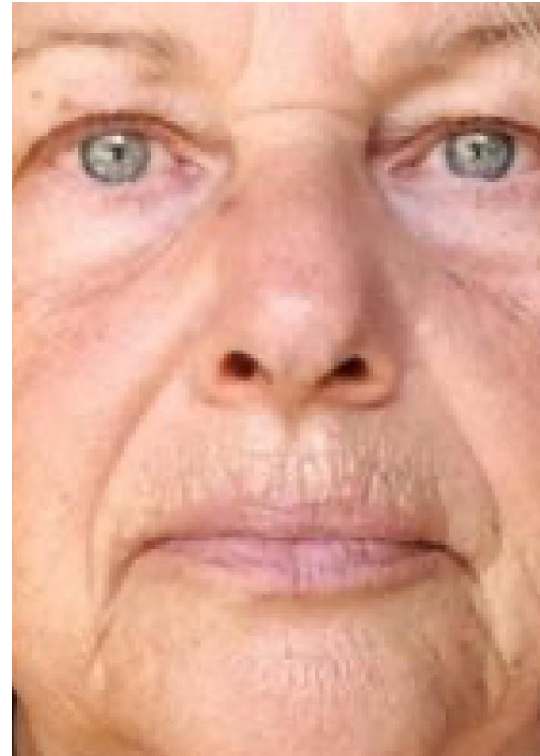
ADVATx®

TONE & TEXTURE

1Tx - 589 nm followed by 1319 nm



BEFORE



AFTER

Photo Credit: Patricia Stewart, MD

TONE & TEXTURE

1Tx - 589 nm followed by 1319 nm



BEFORE



AFTER

Photo Credit: Patty Stewart, MD

Centennial, CO

reveal™

ADVATx®

TONE & TEXTURE

1Tx - 589 nm followed by 1319 nm



BEFORE



AFTER

Photo Credit: Arizona Facial Plastics

Phoenix, AZ

reveal™

ADVATx®

PERIORBITAL WRINKLES

1Tx - 589 nm followed by 1319 nm



BEFORE



AFTER

Photo Credit: Sozo Aesthetic
Tampa, FL

WRINKLES

589 nm followed by 1319 nm



BEFORE

AFTER

Photo Credit: Krave Medical

Broomfield, CO

reveal™

ADVATx®

MELASMA

1Tx - 589 nm followed by 1319 nm



PRE



POST 30 DAYS



PRE



POST 30 DAYS

Photo Credit: Aspire Medical Spa

Denver, CO

reveal™

ADVATx®

MELASMA

589 nm followed by 1319 nm



8/28/19



11/19/19



BEFORE



11/19/19

Photo Credit: Patricia Stewart, MSN, ACNP-BC, FNP-BC

Advanced Aesthetics, Centennial, CO

reveal™

ADVATx®

MELASMA

1Tx - 589 nm followed by 1319 nm



BEFORE

AFTER

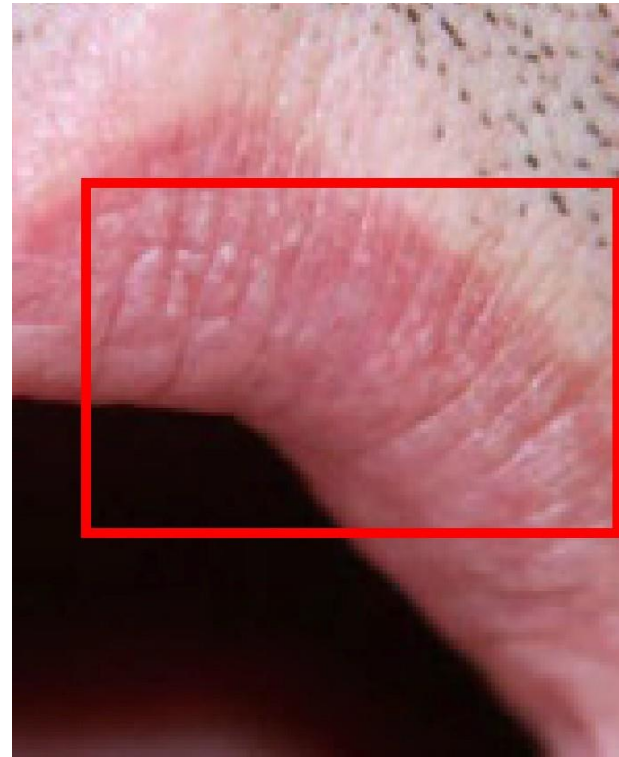
Photo Credit: French Radiance
Buckeye, AZ

VENOUS LAKE

1Tx-589 nm



BEFORE



IMMEDIATELY AFTER SINGLE TREATMENT

Photo Credit: Prof. Peter Bjerring

Denmark

reveal™

ADVATx®

Bruising

1Tx-589 nm



BEFORE



48 HOURS POST



5 DAYS POST

Photo Credit: Reveal Lasers LLC

North America

reveal™

ADVATx®

ROSACEA

1Tx - 589 nm followed by 1319 nm



BEFORE

AFTER

Photo Credit: Marek Jankowski, MD

Poland

reveal[™]

ADVATx[®]

ROSACEA

Rosacea - 1Tx - 3month follow up



BEFORE

TREATED WITH ADVATx

Photo Credit: Gérard Toubel, MD

Rennes, France

reveal™

ADVATx®

ROSACEA

1Tx - 589 nm followed by 1319 nm



PRE



POST 30 DAYS

Photo Credit: Martha E. Stewart, MD

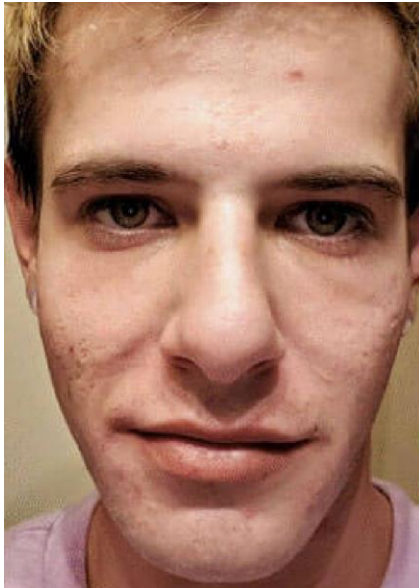
Mandeville, LA

reveal™

ADVATx®

ACNE SCARS

589 nm followed by 1319 nm



PRE



2-DAY POST



PRE



2-DAY POST

Photo Credit: Patricia Stewart, MSN, ACNP-BC, FNP-BC

Advanced Aesthetics, Centennial, CO

reveal™

ADVATx®

SCARS

1Tx-589 nm



BEFORE



AFTER 1 TREATMENT

Photo Credit: Michael Gold, MD

Nashville, TN

reveal™

ADVA[®]Tx

SCARS

1Tx - 589 nm followed by 1319 nm



BEFORE

AFTER

Photo Credit: Arizona Facial Plastics

Phoenix, AZ

reveal™

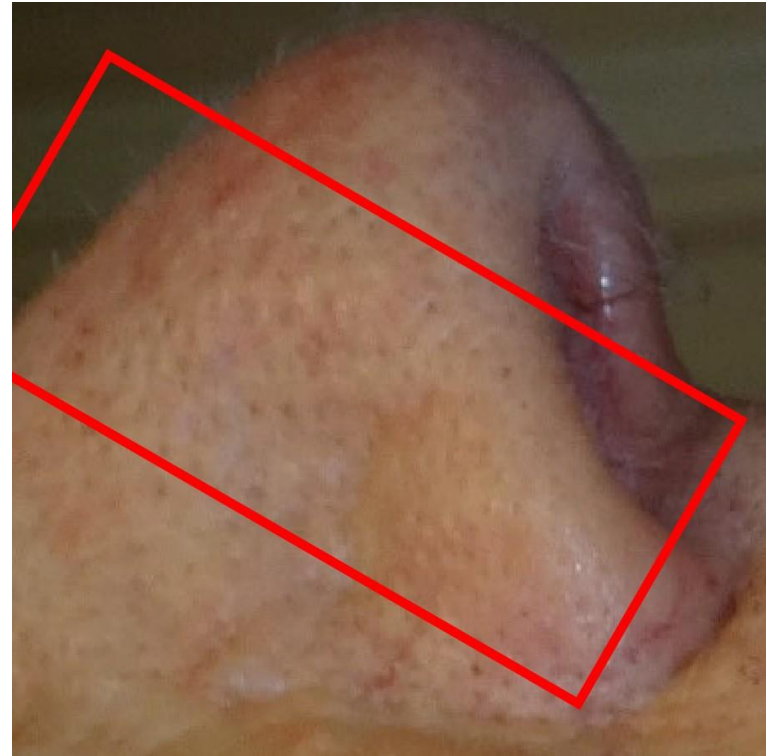
ADVATx®

TELANGIECTASIA

1Tx-589 nm



BEFORE



2 MONTHS AFTER SINGLE TREATMENT

Photo Credit: Carsten Phillip, MD

Berlin, Germany

reveal™

ADVATx®

TELANGIECTASIA

1Tx - 3 month follow up



BEFORE

AFTER

Photo Credit: Carsten Phillip, MD

Berlin, Germany

reveal™

ADVATx®

TELANGIECTASIA

1Tx - 589 nm



BEFORE



DURING



IMMEDIATELY AFTER SINGLE TREATMENT

Photo Credit: Carsten Phillip, MD

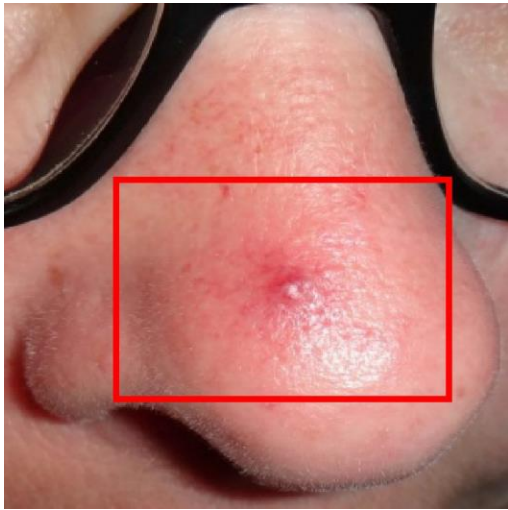
Berlin, Germany

reveal™

ADVATx®

SPIDER NAEVUS

1Tx-589 nm



BEFORE



10 DAYS AFTER SINGLE TREATMENT



CONTROL AFTER 6 WEEKS

Photo Credit: Carsten Phillip, MD

Berlin, Germany

reveal™

ADVATx®

PSORIASIS

1Tx - 589 nm



BEFORE



AFTER 1 TREATMENT

Photo Credit: Marek Jankowski, MD

Poland

reveal™

ADVATx®